


SensaSwitch – Water Level Controls & Sensors

Completely Safe, Maintenance Free & Easy to Install Controls

- For all type of single phase and three phase pump sets
- For all type of raw, processed (DM/RO), waste waters
- For all type of pumping to fill, empty or lift tank water up.



1) Overflow Alarm Model – OA-1

It helps you stop overflows. It sounds a musical melody alarm when overhead water tank reaches full level. You save a lot of water and electricity by stopping overflows.

OCA uses household power (180-220 VAC) as input and is supplied with maintenance free water sensor set.



2) Overflow Control Model - OC-1

It eliminates overflows. It automatically stops water pump when overhead water tank reaches full level. Motor start remains manual from green push button provided on OC-1. It also indicates water tank level half and low positions.

OC-1 is for single phase single switch operated pump sets up to 3 hp. It is supplied with maintenance free raw water sensor set.



3) Overflow Control Model - OC-2

It eliminates overflows. It automatically stops water pump when overhead water tank reaches full level. Motor start remains manual from green push button on motor starter box. It also indicates water tank level full, half and low positions.

OC-2 is for single phase double switch operated pump sets up to 3 hp. It is supplied with maintenance free raw water sensor set.

For details and demo videos please visit our website www.sensaswitch.co.in



4) Overflow Control Model - OC-3

It is 3 stage water level indication gauge for large public / private water tanks (OHSR). It also automatically stops water pump when overhead water tank goes full.

OC-3 is for three (3) phase double push switch operated pump sets. It is supplied with maintenance free raw water sensor set.



5) Auto Level Control Model - ALC-1

ALC-1 is fully automatic control to eliminate all kind of water worries and wastage. It automatically starts water pump when overhead water tank level goes below start level sensor and stops water pump when water tank reaches full level sensor.

ALC-1 is for single phase single switch operated pump sets up to 3 Hp. It is supplied with maintenance free raw water sensor set.



6) Auto Level Control Model - ALC-2

ALC-2 is fully automatic control to ensure regular water supply at all hours. It automatically starts water pump when overhead water tank level goes below start level sensor and stops water pump when water tank reaches full level.

ALC-2 is for single phase double push switch operated pump sets up to 3 Hp. It is generally supplied with maintenance free raw water sensor set.



7) Auto Level Control Model - ALC-3

ALC-3 is fully automatic control to keep sufficient water tank level (OHSR) to ensure regular water supply. It automatically starts water pump when tank level goes below start level and stops water pump when water tank reaches full level.

ALC-3 is for three (3) phase double push switch operated pump sets. It is supplied with maintenance free raw water sensor set.



8) Auto Water Lifter Control Model - AWLC-1

AWLC is to automatically lift water from lower level water tank (under-ground/ground level) to upper level (overhead) water tank. It automatically starts water pump when overhead tank goes low and lower level tank has sufficient water. It automatically stops water pump when overhead tank becomes full level or lower tank becomes empty. It is for single phase single switch operated pump sets up to 1 hp. It is supplied with raw water sensor sets for lower and upper level water tank.







9) Auto Pit Level Control Model - APLC-3

Auto pit level control is to automate pumping out of water from under-ground storm / sewage water pits. It automatically starts pump when water reaches full/high level in tank and stops water pump automatically when water tank goes low/empty.

APLC-3 is for three (3) phase double push switch operated pump sets. It is supplied with waste water sensor set.

Maintenance Free Water Sensors for All Kind of Waters

- Raw unprocessed (ground/ tap/ sea) water (image 1 & 2)
- Processed water (RO filtered / DM / Soft Water) (image 3)
- Waste Water (Effluent/ Sewage/ Storm) (image 4)

Water Overflow Sensors	Raw Water Sensor	DM /RO Water Sensors	Waste Water Sensors
			
Manufactured & Marketed in India By		Authorised Stockist & Dealer	
SensaSwitch Electronic Systems Email: mail@sensaswitch.co.in Mob: 9814055314, 9041055314			
For details and demo videos please visit our website www.sensaswitch.co.in			